

Run S

Technical Data



**Earhook damped**

- 62 dB / 132 dB SPL (ear simulator)
- 55 dB / 124 dB SPL (2 ccm coupler)

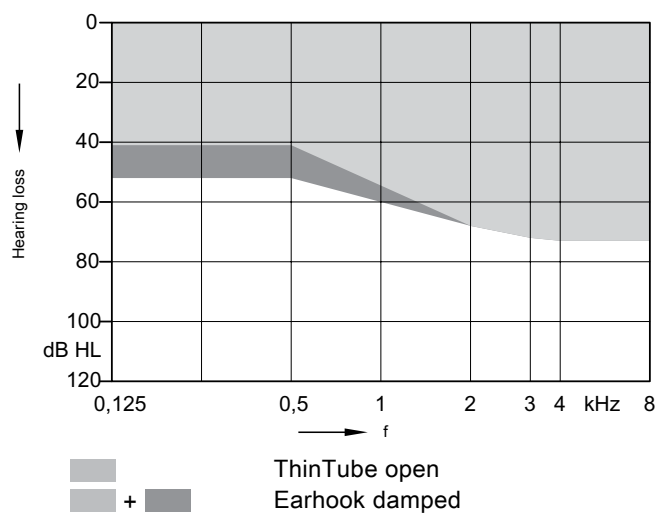
ThinTube

- 54 dB / 127 dB SPL (ear simulator)
- 45 dB / 124 dB SPL (2 ccm coupler)

Run S | Technical Data

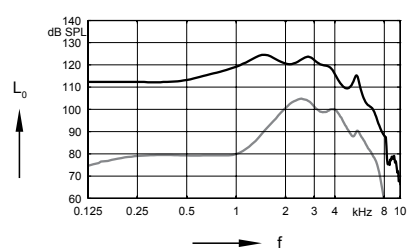
Type	Earhook damped		ThinTube	
				
Output sound pressure level	2 ccm coupler	Ear simulator	2 ccm coupler	Ear simulator
at 1.6 kHz	–	129 dB SPL	–	116 dB
Peak	124 dB SPL	132 dB SPL	124 dB	127 dB
HFA-OSPL 90	121 dB SPL	–	113 dB	–
Gain				
Full on gain (FOG) at 1.6 kHz	–	49 dB	–	36 dB
Full on gain (Peak)	55 dB	62 dB	45 dB	54 dB
HFA-FOG	42 dB	–	34 dB	–
Reference test gain	42 dB	42 dB	34 dB	29 dB
Frequency, noise and directivity				
Frequency range	100-7100 Hz	1000-7100 Hz	100 - 7600 Hz	100 - 8000 Hz
Equivalent input noise	20 dB SPL	23 dB SPL	22 dB SPL	29 dB SPL
Total harmonic distortion at 500 / 800 / 1600 Hz	2 / 1 / 1 %	2 / 1 / 1 %	1 / 1 / 1 %	1 / 1 / 1 %
Tinnitus noiser broadband	–	–	–	–
AI-DI	3.5 dB		3.5 dB	
Inductive coil sensitivity				
MASL (1 mA/m) at 1.6 kHz	–	–	–	–
HFA MASL (1 mA/m)	–	–	–	–
HFA SPLITS (left/right)	–	–	–	–
RSETS (left/right)	–	–	–	–
Battery				
Battery voltage	1.3 V		1.3 V	
Battery current drain	0.9 mA		0.9 mA	
Battery life (cell zinc air)	~125 h		~125 h	
Battery life (rechargeable)	–		–	
IRIL IEC 118-13:2011 (bystander)				
800-960 MHz	<-10 dB SPL		<-10 dB SPL	
1400-2000 MHz	<-10 dB SPL		<-10 dB SPL	
ANSI C63.19	M3		M3	

Run S | Fitting Range



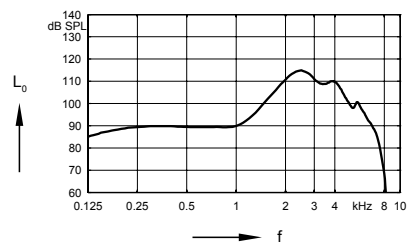
Run S (Earhook damped) | Basic Data

2 ccm coupler



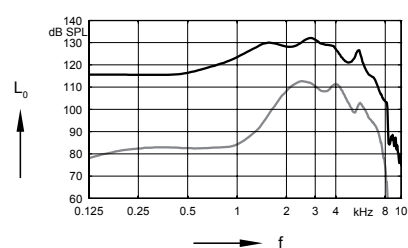
Output sound pressure level
($L_1 = 90$ dB)

Full on gain
($L_1 = 50$ dB)



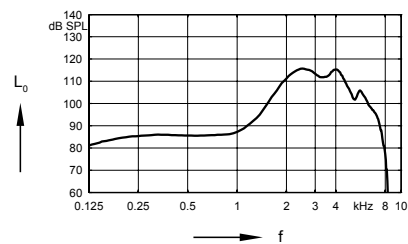
Frequency response
($L_1 = 60$ dB)

Ear simulator



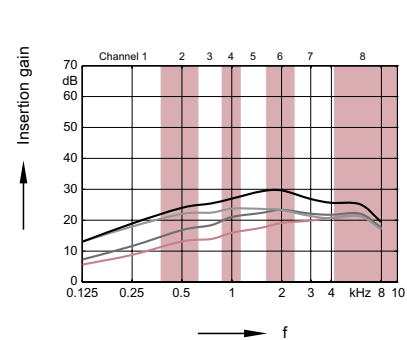
Output sound pressure level
($L_1 = 90$ dB)

Full on gain
($L_1 = 50$ dB)



Basic acoustic response
($L_1 = 60$ dB)

Sound profiles and channels

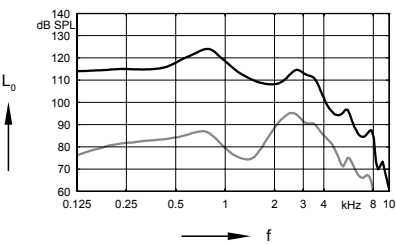


Preconfigured sound profiles



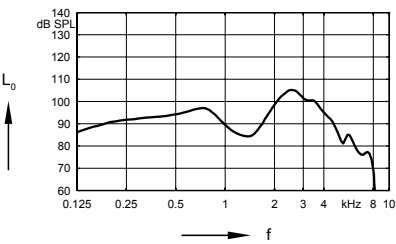
Run S (ThinTube) | Basic Data

2 ccm coupler



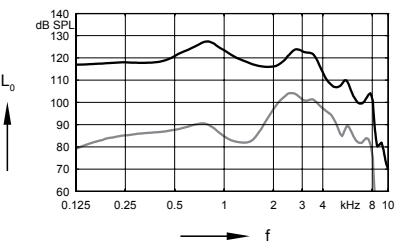
Output sound pressure level
($L_1 = 90$ dB)

Full on gain
($L_1 = 50$ dB)



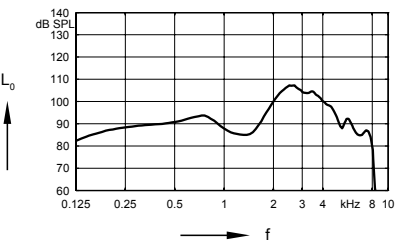
Frequency response
($L_1 = 60$ dB)

Ear simulator



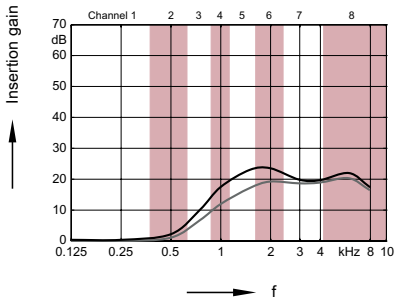
Output sound pressure level
($L_1 = 90$ dB)

Full on gain
($L_1 = 50$ dB)



Basic acoustic response
($L_1 = 60$ dB)

Sound profiles and channels



Preconfigured sound profiles



Run S | Features and Accessories

Audiology	
Signal processing (channels) / Gain/MPO (handles)	8 / 4
Hearing programs (pre-configured sound profiles)	6
SpeechMaster	—
HD Music (presets)	—
TwinPhone¹⁾	—
EchoShield	—
Wireless CROS/BICROS²⁾	—
Directionality (channels)	8
Narrow Directionality¹⁾	—
Directional microphone	—
Spatial SpeechFocus¹⁾	—
SpeechFocus	—
TruEar™	—
Frequency compression	—
Extended bandwidth	—
Feedback cancellation	●
eWindScreen binaural¹⁾	—
eWindScreen™ (steps)	—
Noise Reduction (channels / steps)	—
Speech and noise management (steps)	●
SoundSmoothing™ (steps)	—
Directional speech enhancement (steps)	—
Adaptive streaming volume³⁾	—
SoundBrilliance™ ³⁾	—
Sound equalizer (classes)	—
Spatial Configurator¹⁾	—
Span⁴⁾	—
Direction⁵⁾	—
SoundBalance	● *)
Fitting	
Insitugram	—
Learning (classes) / Data logging	— / —
Acclimatization manager	—
Tinnitus	
Tinnitus noiser	—
Static therapy signal (handles / presets)	—
Ocean Waves therapy signal (presets)	—

*) adjustable via MobileFitting App

Run S | Features and Accessories

Style Specific Features	
Ingress Protection Rating	—
Telecoil	—
AutoPhone™	—
Charging contacts	—
Battery Size	312
Battery door on/off function	●
Nanocoated housing	●
e2e wireless™ 3.0	—
Audio streaming	—
User controls coupling via e2e	—
Wireless programming	—
Instrument configurations	
Flat cover	—
Volume wheel	—
Push button	—
Rocker switch	—
Color conversion kit	—
Battery door – direct audio input	—
Battery door – child lock	—
Small earhook	—
Programming Accessories	
ConnexxLink, ConnexxAir	—
Programming adapter / cable	—
Accessories	
miniPocket	—
CROS Pure	—
eCharger	—
easyPocket™	—
easyTek	—
TV Transmitter (req. easyTek)	—
Transmitter (req. easyTek)	—
VoiceLink™ (req. easyTek)	—
App	
MobileFitting App	○
easyTek App (req. easyTek)	—
touchControl App	○

● available ■■■■■ highest feature performance ○ optional — not available

¹⁾ req. bilateral fitting and e2e™ 3.0

²⁾ req. CROS Pure accessory

³⁾ streaming only, req. easyTek™

⁴⁾ req. easyTek & easyTek App, touchControl App or rocker switch

⁵⁾ req. easyTek & easyTek App or touchControl App

Abbreviations and Standards

Abbreviations

The following abbreviations are used in this datasheet:

OSPL	Output Sound Pressure Level
HFA	High Frequency Average
FOG	Full-On Gain
MASL	Magneto Acoustical Sensitivity Level
SPLITS	Coupler SPL for an Inductive Telephone Simulator
RSETS	Relative Equivalent Telephone Sensitivity
AI-DI	Articulation Index - Directivity Index
IRIL	Input Related Interference Level
RTF	Reference Test Frequency

Standards

- ▶ All measurements with the 2 ccm coupler were performed according to ANSI S3.22-2009 and IEC 60118-7:2005 if applicable.
- ▶ All measurements with an ear simulator were performed according to IEC 118-0/A1 and to DIN 45605 (frequency range) if applicable.
- ▶ The measurements require the hearing instrument to be adjusted to the maximum gain configuration. This gain configuration is not part of the preconfigured sound profiles stored in this device. To set the device to FOG use dedicated tools to program the device to cluster 4, switch to omni mode, switch off the adaptive and compression setting, set volume to maximum and connect the respective coupling for measurement.
- ▶ Tinnitus noiser measurement conditions: all tinnitus single frequency sliders in max position, master volume slider in default position (0 dB) and local volume control in default position.
- ▶ The following ear pieces were used:
 - Earhook
 - ThinTube

Sound Profile System

The Sound Profile System is a new and innovative way of adjusting hearing instruments for the client's individual hearing loss whilst providing optimal speech comfort. All Sound Profiles are engineered and fine-tuned for optimal speech understanding, sound quality and feedback stability.

The Sound Profile System is based on the analysis of 18,000 hearing losses. Depending on the performance level of the product, it will offer 3, 4 or 6 preconfigured Sound Profiles for each hearing instrument model. Each preconfigured Sound Profile covers a range of typical hearing losses and differs in gain, compression and MPO settings.

Studies have shown that for hearing instruments in this segment, the Sound Profile System was preferred over conventional fittings.

Legal Manufacturer

Signia GmbH
Henri-Dunant-Strasse 100
91058 Erlangen
Germany
Phone +49 9131 308 0

Order No. 03509-99T3-7600
© 06.2019, Signia GmbH
All rights reserved

www.signia-hearing.com

The information in this document contains general descriptions of the technical options available, which do not always have to be present in individual cases and are subject to change without prior notice. The required features should therefore be specified in each individual case at the time of conclusion of the respective contract.



Warning

Choking hazard posed by small parts.

- ▶ This instrument is not intended for the fitting of infants, children under 3 years and persons of mental incapacity.



Warning

Instrument has an output sound pressure level of 132 dB SPL or more.

Risk of impairing the residual hearing of the user.

- ▶ Take special care when fitting this instrument.